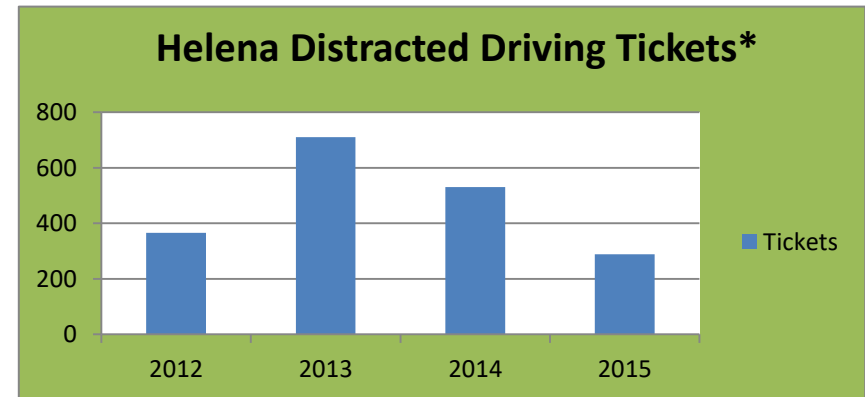
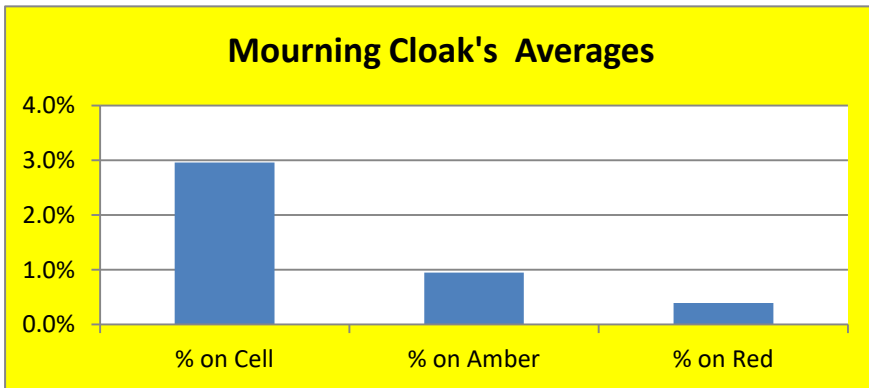
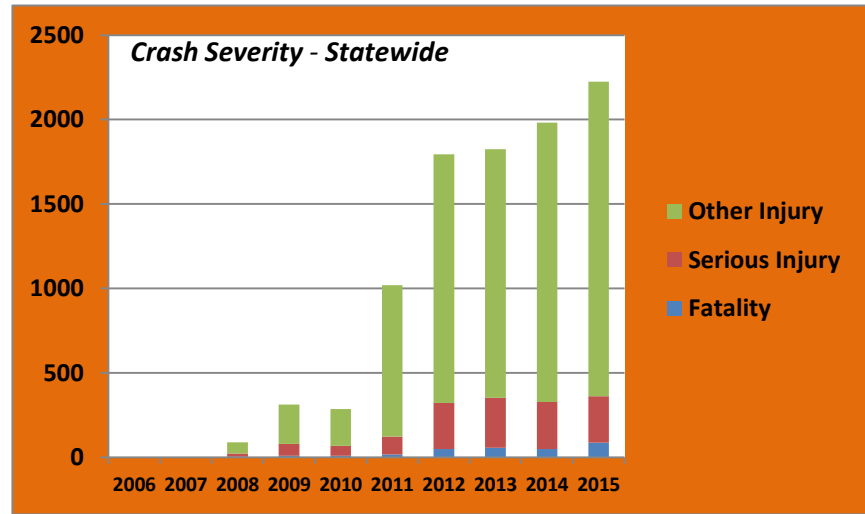
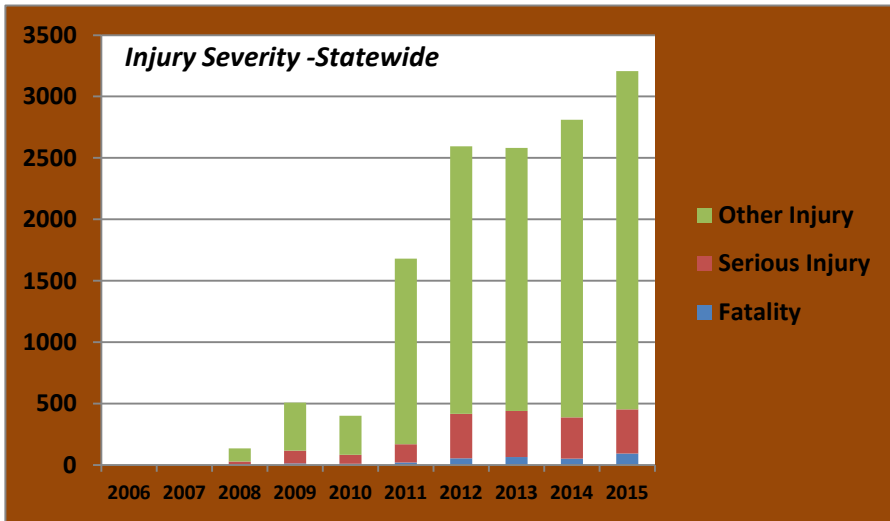
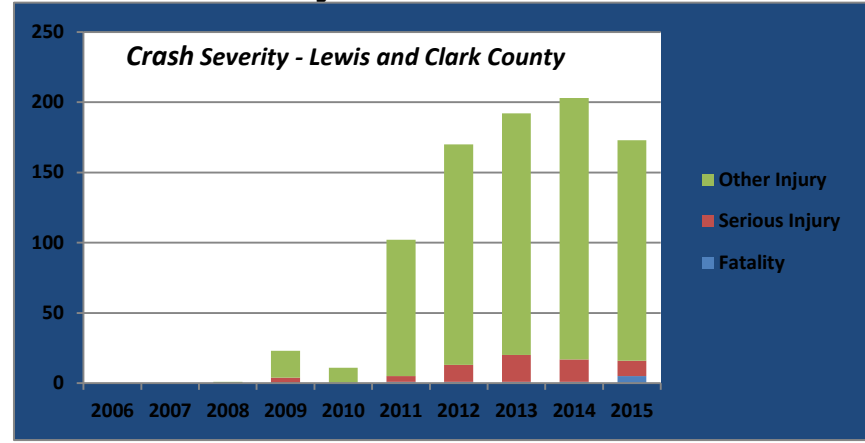
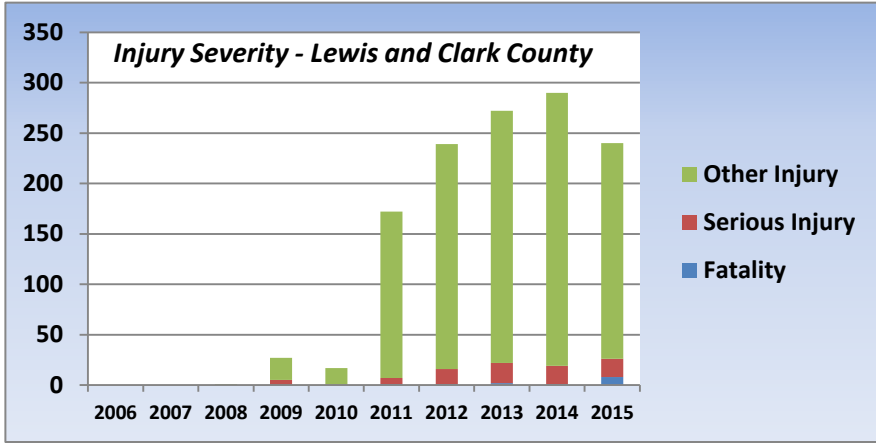


# Careless/Inattentive/Distracted Drivers Only



\* According to Nikki, there are many reasons for decline from 2013, but its mostly due to less police officers assigned to traffic, due to a decrease in number of officers on the force

**COUNTY AND STATEWIDE CRASH DATA (Kevin Dusko, MT DOT)**

**Careless/Inattentive/Distracted - Lewis and Clark County**

Injury Severity	2006	2007	2008	2009	2010	2011	2012	2013	2014	2015
Fatality	0	0	0	0	0	1	1	2	1	8
Serious Injury	0	0	0	5	0	6	15	20	18	18
Other Injury	0	0	1	22	17	165	223	250	271	214
No Injury	0	0	11	91	71	1161	1226	1563	1543	1395
Unknown/Other	0	0	5	5	0	141	80	83	102	110
<b>Total</b>	<b>0</b>	<b>0</b>	<b>17</b>	<b>123</b>	<b>88</b>	<b>1474</b>	<b>1545</b>	<b>1918</b>	<b>1935</b>	<b>1745</b>

Crash Severity	2006	2007	2008	2009	2010	2011	2012	2013	2014	2015
Fatality	0	0	0	0	0	1	1	1	1	5
Serious Injury	0	0	0	4	0	4	12	19	16	11
Other Injury	0	0	1	19	11	97	157	172	186	157
No Injury	0	0	7	29	32	374	476	582	586	576
Unknown/Other	0	0	2	1	0	81	8	4	1	12
<b>Total</b>	<b>0</b>	<b>0</b>	<b>10</b>	<b>53</b>	<b>43</b>	<b>557</b>	<b>654</b>	<b>778</b>	<b>790</b>	<b>761</b>

**Careless/Inattentive/Distracted - Statewide**

Injury Severity	2006	2007	2008	2009	2010	2011	2012	2013	2014	2015
Fatality	0	0	4	13	10	21	54	65	53	94
Serious Injury	0	0	26	105	74	150	363	375	336	359
Other Injury	0	0	107	391	318	1510	2177	2143	2423	2754
No Injury	0	0	309	1220	1096	7779	9820	9840	11726	12816
Unknown/Other	0	0	32	58	17	835	548	439	617	775
<b>Total</b>	<b>0</b>	<b>0</b>	<b>478</b>	<b>1787</b>	<b>1515</b>	<b>10295</b>	<b>12962</b>	<b>12862</b>	<b>15155</b>	<b>16798</b>

Crash Severity	2006	2007	2008	2009	2010	2011	2012	2013	2014	2015
Fatality	0	0	4	10	10	17	50	58	50	87
Serious Injury	0	0	19	70	58	106	272	295	278	276
Other Injury	0	0	67	232	218	897	1472	1472	1654	1862
No Injury	0	0	137	460	436	2591	3720	3785	4471	5106
Unknown/Other	0	0	13	18	10	448	81	89	114	164
<b>Total</b>	<b>0</b>	<b>0</b>	<b>240</b>	<b>790</b>	<b>732</b>	<b>4059</b>	<b>5595</b>	<b>5699</b>	<b>6567</b>	<b>7495</b>

**Distracted Driving Tickets  
(Nikki Johnson, Helena Municipal Court)**

Year	2012	2013	2014	2015
Tickets	366	710	530	288

**Mourning Cloak Team Counts**

Member	# on Cell	# on Amber	# on Red	Total
Paul	30	8	2	1,471
Tom	26	4	9	1,205
Denise	50	22	3	908
<b>TOTAL</b>	<b>106</b>	<b>34</b>	<b>14</b>	<b>3,584</b>

Member	% on Cell	% on Amber	% on Red
Paul	2.0%	0.5%	0.1%
Tom	2.2%	0.3%	0.7%
Denise	5.5%	2.4%	0.3%
<b>TOTAL</b>	<b>3.0%</b>	<b>0.9%</b>	<b>0.4%</b>

**Paul:**

Rodney & 6th, 6/6, 11:00-11:30 am  
Euclid & Henderson, 6/6, 12:00-12:30 am

**Tom:**

Montana & Custer, 6/14, 12:30 to 1:00 pm  
Montana & Cedar, 6/15, 5:00 to 6:00 pm

**Denise:**

1) Montana and 11th, 6/6, 7:10-8:00 pm  
2) 11TH & Lamborn June 12, 7:20 - 8:50 pm